

stryker

Pangea™

Distal Medial Tibia Plate

Design rationale



Pangea Distal Medial Tibia Plate

Design rationale

stryker

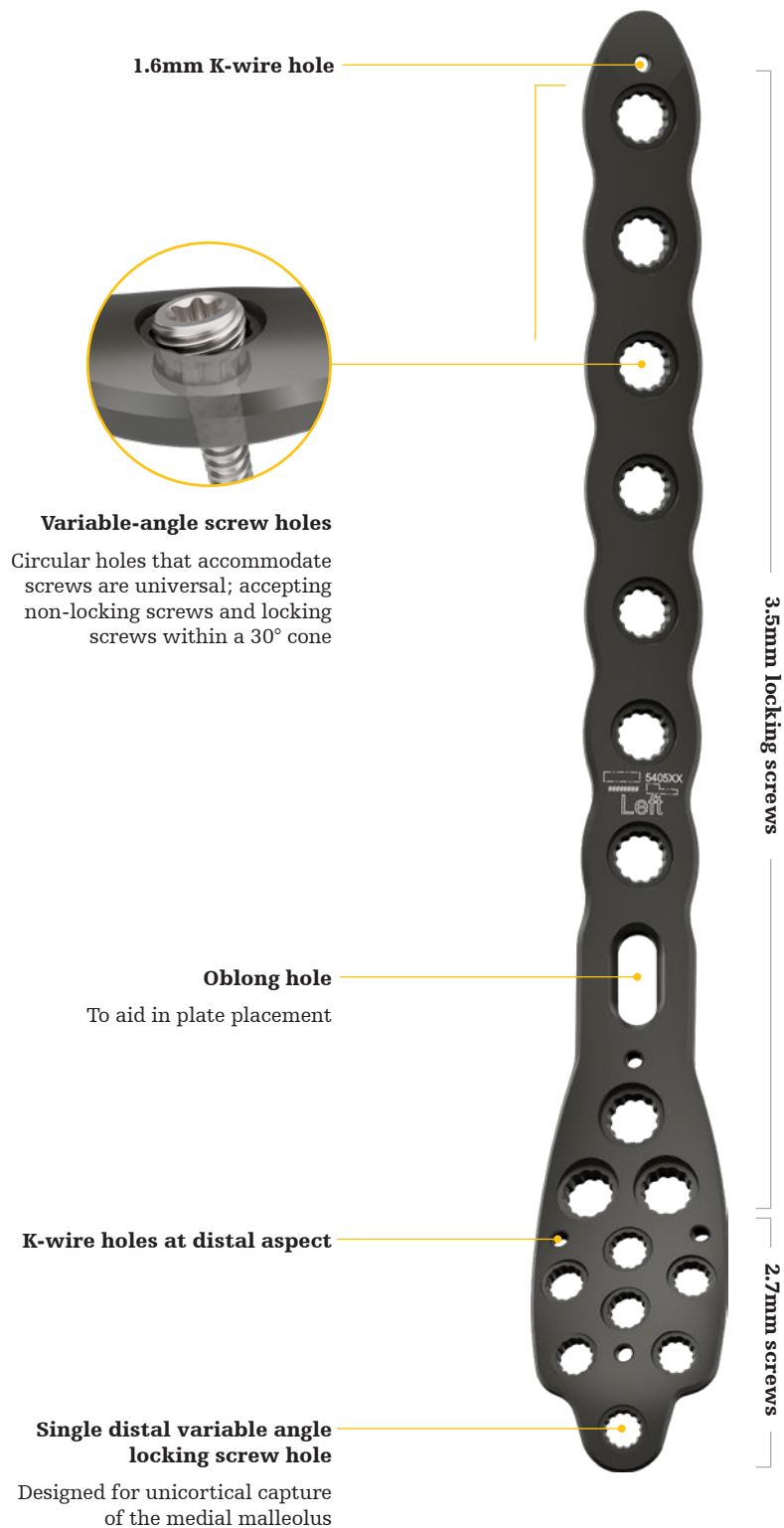


Plate placement



- This plate is placed on the medial surface of the distal tibia.
- Position is achieved when the distal end of the plate is over the medial malleolus.



Image from Pangea Operative Technique¹

Pangea Distal Medial Tibia Plate

Design rationale

stryker

Fit


- Distal Medial Tibia plate designed for fixation of varus failure injuries of the distal tibia.
- Designed with the use of SOMA: Stryker Orthopedics Modeling and Analytics.
- Plate contour is SOMA designed to reduce potential for malrotation of the medial malleolus fragment.²
- SOMA analysis shows Distal Medial Tibia plate fits closer to bone compared to Synthes VA-LCP distal medial tibia plates.²

Technical specifications


- Standard plate lengths: 3-18 hole (97-307mm)
- Thickness: Shaft 3.3mm, Distal 1.6mm
- Left and right anatomic plate options
- **Drill bits for T15:**
 - Ø2.5mm x 135mm (542020)
 - Ø2.5mm x 215mm (542021)
- **Drill bits for T8:**
 - Ø2.0mm x 135mm (542000(S))
 - Ø2.0mm x 175mm (542001(S))

Screw platform

T15 screw platform



T8 screw platform



References:

1. Pangea Distal Tibia Plating Operative Technique. PGA-ST-5, 03-2023
2. Internal Report № D0000262573, Rev AA, Selzach, Switzerland

This document is intended solely for the use of healthcare professionals. A surgeon must always rely on his or her own professional clinical judgment when deciding whether to use a particular product when treating a particular patient. Stryker does not dispense medical advice and recommends that surgeons be trained in the use of any particular product before using it in surgery.

The information presented is intended to demonstrate the breadth of Stryker's product offerings. A surgeon must always refer to the package insert, product label and/ or instructions for use before using any of Stryker's products. Products may not be available in all markets because product availability is subject to the regulatory and/ or medical practices in individual markets. Please contact your sales representative if you have questions about the availability of products in your area. Not intended for promotional or marketing use outside of the United States and Canada.

Stryker Corporation or its affiliates own, use, or have applied for the following trademarks or service marks: Pangea, Stryker. All other trademarks are trademarks of their respective owners or holders.

Content ID: PGA-BL-2, 08-2023
Copyright © 2023 Stryker



Manufacturer:

Stryker GmbH
Bohnackerweg 1
2545 Selzach, Switzerland

stryker.com