



电缆、适配器说明书

产品名称: 电缆, 适配器
 型号、规格: 见产品标签
 生产商名称: 深圳市安普康科技有限公司
 生产商地址: 深圳市宝安区航城街道鹤洲恒丰工业城B2栋601
 电话: +86-755-27325581
 网站: www.apk-technology.com
 邮箱: info@apk-technology.com

※ 正常工作条件:

1. 操作温度: +5°C~40°C
2. 相对湿度: 10%~95% (非冷凝)
3. 大气压力: 70kPa~106kPa

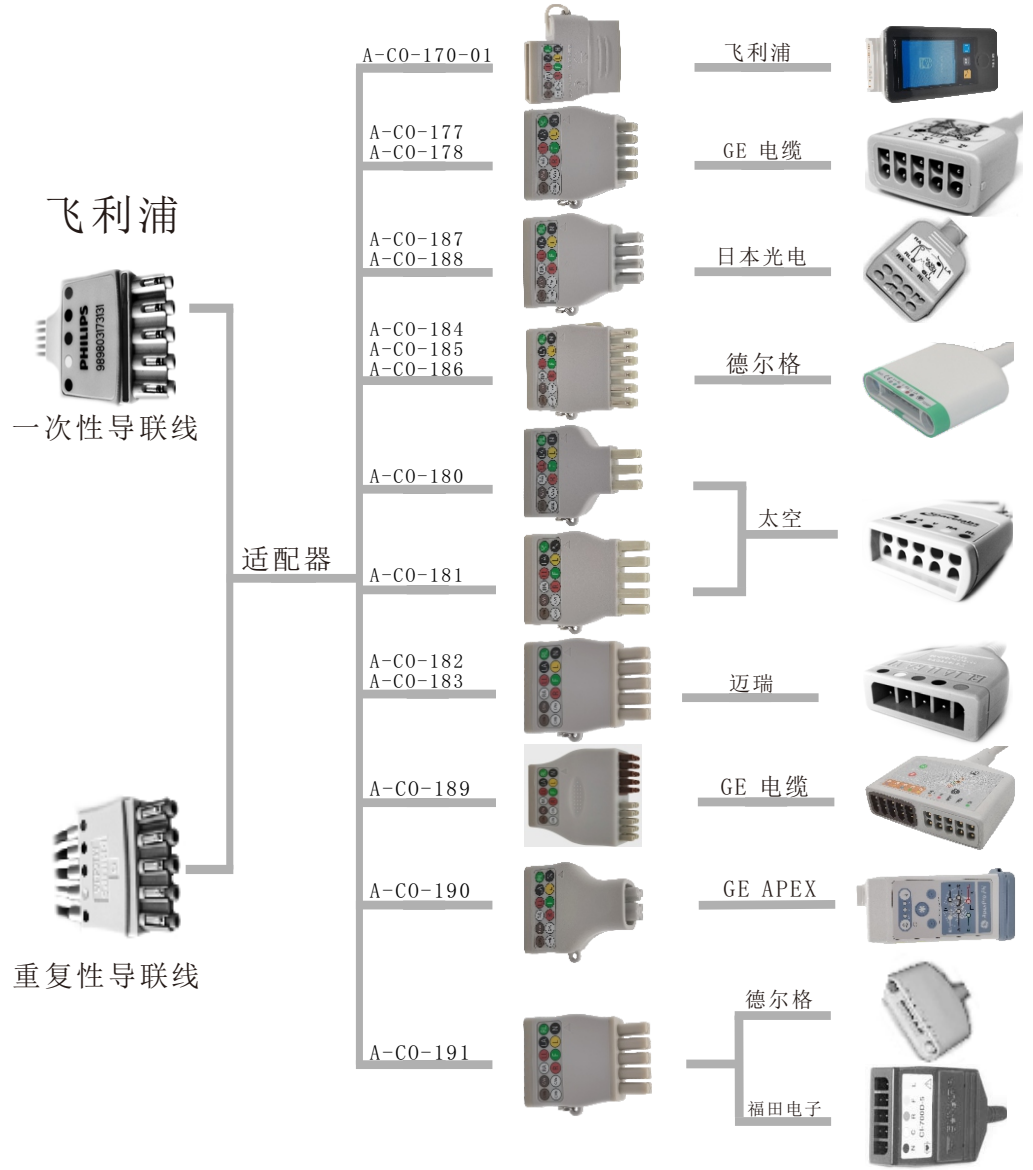
※ 使用方式:

1. 电缆: 将电缆与监护仪相连, 另一端与患者端的导联线、血氧探头、体温探头、IBP探头端相连;
2. 适配器: 将适配器与支线或探头相连, 另一端与电缆或设备相连;
3. 敬请参照导联线、血氧探头、体温探头、监护仪等相关产品的操作手册使用。

※ 适用范围:

1. 电缆/适配器适于与心电、血氧、体温和有创压等监护设备配套使用, 用于将放置于患者身上适当位置的电极、探头等连接至监护设备, 供医护人员进行整体监护或诊断评估。请务必阅读并遵照相关监护仪附带的使用说明。

2. 适配器连接参考



※ 注意事项:

1. 请将电缆/适配器放置妥当以免缠绕病人;
2. 对电缆/适配器进行擦拭时请拿稳电缆/适配器;
3. 请不要在接触药液、水或极度潮湿的环境中使用;
4. 请紧握插头部分然后再将电缆/适配器与导联线/探头或仪器分离;
5. 请每隔4小时检查电缆/适配器是否连接妥当;
6. 请保持插头干燥, 否则可能会影响正常的使用;
7. 请保持金属部分的清洁, 否则可能会影响正常测试数据;
8. 拉伸线材或弯曲线材时不可用力 $\geq 50\text{N}$, 否则将会导致线材破损或撕裂;
9. 为确保电缆/适配器能够正常工作, 可以通过相匹配的监护仪进行检测, 如果发现开路、短路、波形不正确、无波形或无数据、数据不准确, 则表明电缆/适配器已损坏, 则不能继续使用。发生任何形式的损坏都应按照医院相关规定处理;
10. 请遵照电缆、适配器手册说明使用。

※ 清洁消毒:

1. 清洁或消毒电缆/适配器时不要和监护仪相连;
2. 用于新的病人之前要清洁或消毒;
3. 定期对产品进行清洁或消毒;
4. 用蘸有温和肥皂水的软布擦拭清洁, 用酒精擦拭消毒, 最后擦干, 确认无任何残留物。
5. 我们建议用75%医用酒精作为消毒电缆/适配器和病人接触的表面。








※ 警告:

1. 绝不能将电缆/适配器浸入任何液体;
2. 断开连接时, 请直接拔下插头, 不要拉拽电缆/适配器;
3. 确保支线/探头与心电电缆接头/适配器已正确完全插入并连接牢固, 与设备端连接的插头端也应当确保正确插入并连接牢固。

※ 产品运输和储存:

1. 运输: 防止运输过程中的剧烈冲击、振动及雨雪淋溅, 运输要求按订货合同规定;
2. 包装后的产品应储存在环境温度 $-20^{\circ}\text{C} \sim +55^{\circ}\text{C}$, 相对湿度不大于90% (非冷凝), 无腐蚀性气体, 通风良好的室内。

※ 图标释义

图示	说明	图示	说明
	参考使用说明		不可随意丢弃
	警告, 查阅随机文件		非无菌包装
	使用期限		须在医师监督下购买及使用
	批次代码		不含乳胶
	产品编号		不要沉浸
	制造商		不要高压
	BF型号设备		防水等级2
	医疗器械唯一标识		生产日期

※ 产品有效期: 二年 (生产日期见产品标签)

※ 说明书编制日期: 2021-09-13

如果您对上述信息有任何疑问, 请与安普康公司售后服务部或您当地的安普康公司的代表机构联系。



Instructions for Use Cables & Adapters

Product Name: Cables, adapters
Model/ Specification: See label
Manufacturer: APK Technology Co., Ltd.
Manufacturer (Customer Service): APK Technology Co., Ltd.
Manufacturer Address: 6 Floor, Building B2, Industry of Hengfeng,
No. 739, Zhoushi Road, Hezhou, Hangcheng Street, Bao'an
District, Shenzhen, China
Tel: +86-755-27325581
Website: www.apk-technology.com
Email: info@apk-technology.com

※ Environment Conditions

Operation temperature: +5°C ~ 40°C
Relative humidity(RH): 10% ~ 95%(No condensation)
Atmospheric pressure: 70kPa ~ 106kPa

※ Instructions for Use

1. Cable: Connect the cable to the monitor, and connect the other end to the patient end of the lead wire, SpO2 sensor, temperature probe, and IBP transducer;
2. Adapter: Connect the adapter to the lead wire or sensor, and connect the other end to the trunk cable or device;
3. Please refer to the operation manuals of related products such as lead wires, SpO2 sensors, temperature probes, and monitors for details.

※ Intended Use

1. The cables/ adapters are intended to be used with ECG, EKG, SpO2 and IBP monitoring devices etc. by connecting electrodes or sensors on the patient to a trunk cable or directly to the monitoring device for overall monitoring and/ or diagnostic evaluation by a healthcare professional. Please read and follow all the instructions that come with the device.

2. Adapter reference

PHILIPS




Disposable leadwires



Reusable leadwires

Adapters



※ **Cautions**

1. Carefully place cable/ adapter to reduce the possibility of patient entanglement or strangulation.
2. Hold the cable/ adapter (not the sensing element) while wiping the product.
3. Don't immerse or contact with liquid/ water.
4. Please hold the connector part when unplug the cable/ adapter out from the lead wire/ sensor/ monitor.
5. Please check the cable/ adapter connection status at least every 4 hours.
6. Please keep the plug dry. Moisture in plug may cause failure.
7. Please keep the metal parts clean to avoid incorrect measurement.
8. Don't pull or circle the cable with pull force $\geq 50N$, or the cable will be broken or mangled.
9. To ensure that the cable/ adapter is working properly, it can be tested with a matching monitor. Once the open circuit, short circuit, incorrect waveform, no waveform or no data, inaccurate data occurs, the cable/ adapter must have been broken and the user can't use it continuously. Any damage of the cable/ adapter shall be dealt with under relevant regulations of the hospital.
10. Please strictly follow the instructions for use of cables and adapters.

※ **Cleaning and Disinfection**

1. Please unplug the cable/ adapter from the monitor before cleaning or disinfection.
2. Clean or disinfect the cable/ adapter before attaching to a new patient.
3. Clean or disinfecting the product periodically.
4. Wipe the cable/ adapter with a soft cloth saturated with mild soap and water to clean, wipe it with alcohol to disinfect, then wipe it dry and remove all residue.
5. We recommend using 75% medical alcohol as the disinfection solution to disinfect the cable/ adapter and patient contact surface.

※ **Warning**

1. Never immerse cables/ adapters in any liquid.
2. When disconnecting, pull the plug itself, not the cable.
3. Be sure that the leadset/ sensor/ trunk cable/ device connector is properly and fully inserted into the adapter connector. All connections must be secure.

※ **Transportation and Storage**

1. Transportation: In order to prevent severe vibration, rain and snow during transportation, transport requirements shall be in accordance with the order

contract.

2. Packaged products shall be stored in a well-ventilated and non-corrosive room environment with temperature $-20 \sim +55^{\circ}C$ and relative humidity $\leq 95\%$ (No condensation).

※ **Icons Explanation**

Icon	Definition	Icon	Definition
	Instructions For Use		Don't Throw It Away
	Warning		Non-Sterile Packaging
	Batch Code		Must Be Purchased And Used Under Physician's Supervision
	Catalogue Number		Latex Free
	Manufacturer		No Immersing
	BF Type		Do Not Autoclave
	European Authorized Representative		Water Proof Level
	Medical Device		CE Mark
	Manufacture Date		Unique Identification Of medical Devices
	Quantity per pouch		

IFU Filed Date: 2021-09-13

If you have any questions, please contact APK's After-Sales Service Team or your local APK's representative.

Ruiyi Healthcare GmbH
Neuer Zollhof 3, 40221 Dusseldorf, Germany