


Sage

PrimoFit+™

External Urine Management for the Male Anatomy



Prepping

- Clean, dry, and prep the skin per hospital protocol.
- If using a prep prior to placing the adhesive, ensure skin is dry before placing PrimoFit.
- If necessary, trim or clip hair per hospital protocol.

Applying

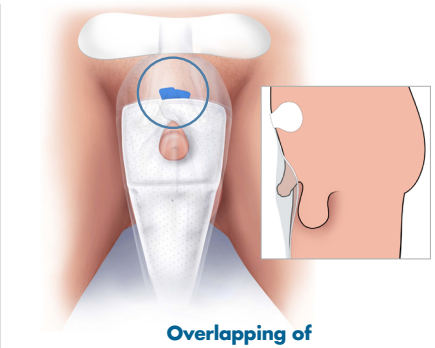
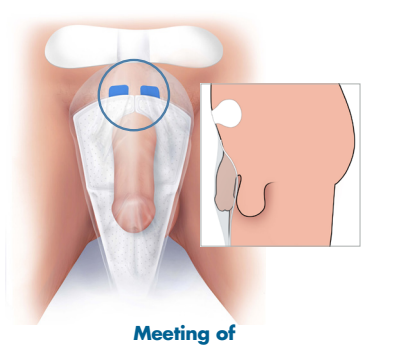
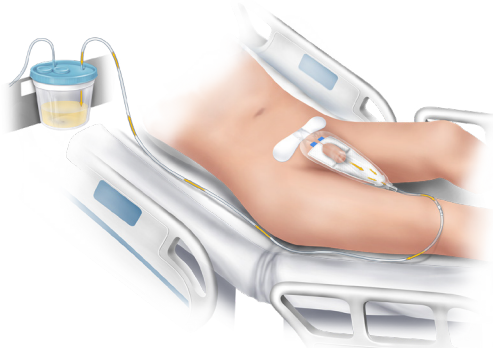
- Check patient positioning. Place patient in supine (flat) position when placing the device. After the device is placed, the head of bed can be raised.
- Apply pressure around the base adhesive to ensure adhesion to skin.
- Pull abdominal adhesive pad taut over the patient's suprapubic area.

Maintaining

- Confirm device is attached securely to suction tubing and suction is functioning.
 - Use continuous suction, not intermittent.
 - Check suction tubing to avoid kinks.
 - If necessary, secure tubing to patient's leg per hospital protocol.
- Set vacuum to low, continuous suction at a **minimum of 8kPa, 80mbar or 60mmHg**. Always use the minimum amount of suction necessary.
- Assess the device after turning the patient and readjust if necessary.
- Remove the device before patient ambulation.

Placement on different anatomy types

Adjustable securement tabs allow for a customizable fit



This document is intended solely for the use of healthcare professionals.

A healthcare professional must always rely on his or her own professional clinical judgment when deciding whether to use a particular product when treating a particular patient. Stryker does not dispense medical advice and recommends that healthcare professionals be trained in the use of any particular product before using it.

The information presented is intended to demonstrate the breadth of Stryker product offerings. A healthcare professional must always refer to the package insert, product label and/or instructions for use before using any Stryker product.

Products may not be available in all markets because product availability is subject to the regulatory and/or medical practices in individual markets. Please contact your Stryker representative if you have questions about the availability of Stryker products in your area.

Stryker Corporation or its divisions or other corporate affiliated entities own, use or have applied for the following trademarks or service marks: PrimoFit+, Sage and Stryker. All other trademarks are trademarks of their respective owners or holders.

The products depicted are CE marked in accordance with applicable EU Regulations and Directives.

PrimoFit is a Class I medical device CE.

This document is not intended for distribution outside EU, UK and EFTA.

SAGE-UM-PSTR-865200_REV-0_en_us © 2024 Stryker



Sage Products LLC
3909 Three Oaks Road
Cary, IL 60013
800 323 2220
stryker.com