

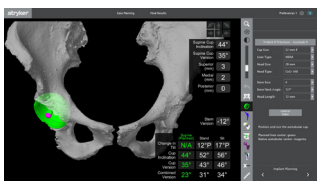


Mako 4

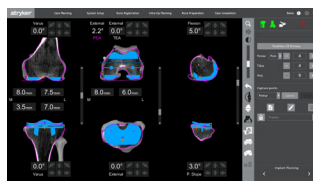
One System. **More procedures.**

The latest advancement in SmartRobotics™ is here. Our fourth generation Mako is a single system that delivers more – more applications and more innovation, offering a premium clinical and operational experience across Mako Total Hip, Total Knee, Partial Knee and Spine.

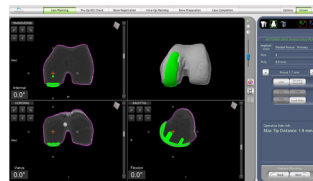
Are you ready for more?



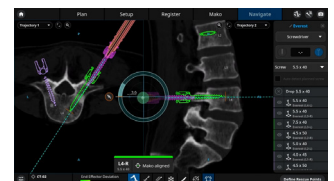
Mako Total Hip



Mako Total Knee



Mako Partial Knee



Mako Spine

The future is **more.** **Meet Mako 4.**

Mako 4 means more



More applications in a single system

- Over 1 million **Mako Total Knee** procedures performed globally*.
- **Mako Total Hip** allows for pelvic tilt planning and range of motion to impingement analysis.
- **Mako Partial Knee** has demonstrated 98% survivorship at a 10-year follow up.¹
- **Mako Spine** enables trajectory and level guidance in a customized workflow.

More innovation to help improve your experience

Mako 4 integrates Stryker's fourth generation Q Guidance System which is built on over 20 years of experience developing guidance technologies. In addition to Mako SmartRobotics, the versatility of the Q Guidance System helps to streamline our technologies across multiple specialties such as cranial, spine, ENT and orthopaedics.

Q Guidance System display monitor

- Large display monitor for enhanced intraoperative visibility designed to improve user experience.

FP8000 camera

- Our proprietary FP8000 camera features a wide field of view for enhanced probe and array visibility and, in spinal applications, operates up to 15x faster than leading competitor's cameras*.

Small OR footprint

- Space-efficient design for ease of transport, setup and turnover.

More integrated technologies

- Built on the legacy of Stryker's System 9 power tools, the MICS 3 handpiece, attachments and blades are designed for an enhanced cutting experience in your Total Knee, Partial Knee and Total Hip procedures.
- Copilot delivers automatic depth stop during pedicle preparation and screw placement in spinal procedures.

* Stryker data on file.

1. Vakharia RM, Law TY, Roche MW. Survivorship and patient satisfaction rates of robotic-assisted unicompartmental knee arthroplasty. Presented at: American Association of Hip and Knee Surgeons (AAHKS) Annual Meeting; November 5-8, 2020; Dallas, TX

A surgeon must always rely on his or her own professional clinical judgment when deciding whether to use a particular product when treating a particular patient. Stryker does not dispense medical advice and recommends that surgeons be trained in the use of any particular product before using it in surgery.

The information presented is intended to demonstrate the breadth of Stryker's product offerings. A surgeon must always refer to the package insert, product label and/or instructions for use before using any of Stryker's products. Products may not be available in all markets because product availability is subject to the regulatory and/or medical practices in individual markets. Please contact your sales representative if you have questions about the availability of products in your area.

Stryker Corporation or its divisions or other corporate affiliated entities own, use, or have applied for the following trademarks or service marks: Mako, MICS, Q Guidance, Stryker, System 9. All other trademarks are trademarks of their respective owners or holders.

JR-MKOSYM-AD-1533699 Copyright © 2025 Stryker